




# TALLEY SHEET



Forth Quarter 2010

## Laird Dual-Band Antenna

Vehicular Cellular Antenna Solutions

The patented TRA(B)24/49003(P) Phantom® dual-band antenna operates simultaneously in the 2.4 GHz and 4.9 GHz frequency bands and features both vertical (VPOL) and horizontal polarization (HPOL). This gives the antenna diversity, frequency agility, low visibility, wide bandwidth and a low angle radiation pattern that is superior to traditional gain antennas in most applications.



Cross-polarization design ensures uninterrupted transmissions in urban canyons and rural drop-off areas. It also outperforms a 3 dB whip in many applications with a patented PC board radiator incorporated into the design. All silver soldered joints allow for an electrically and mechanically secure

connection, while gold push pin contacts offer the best power transfer over time.

An industry standard NMO mounting socket is included that mates with all Laird Technologies' magnetic, trunk lid and hole mounts along with an O-ring that is built into the base for a weather-tight seal. ABS material is injection molded directly around the solid brass insert for a virtually indestructible housing that will not leak, disassemble or fail.

A threaded permanent stud mount model is also available for vandal resistant mounting on brackets, panels, ceilings or any other kind of housing. The TRA(B)24/49003(P) is an industry standard vehicular cellular antenna solution designed for public safety, transportation, utility, military mobile and fixed radio applications.

## Times New Prep Tool for LMR-600

All-In-One Combination Prep Tool for Crimp or Clamp

A new Prep Tool for LMR-600 Low Loss Coaxial Cables is now available from Times Microwave Systems. Recently, Times Microwave Systems introduced the CST-600 (3192-052) all-in-one combination prep tool for use with the LMR-600 low loss coaxial cables including standard LMR, DB, FR, PVC, LLPL & -75 and can also be used for the first strip step on LMR-600-Ultraflex. This new tool provides the following features and advantages:

- Combination feature allows preparation of LMR-600 cables for either crimp or clamp connector attachment.
- Suitable for use with virtually all LMR-600 connectors.
- Provides consistently sharp cut of dielectric for best VSWR performance (greater than 1000 cuts before a detectable dulling of the blade occurs).
- Includes a built-in debur tool eliminating the need for a separate debur tool.
- Rugged, lightweight construction.

Proper prepping of the cable is instrumental in attaining low return loss and optimal insertion loss when working with LMR® in the higher frequency bands such as 3.5, 4.9 and 5.8 GHz. This tool provides a consistent 50 ohm impedance to the very end of the core and completely eliminates the issue of jagged or roughly cut outer conductors.



This tool when used in combination with Times Microwave Systems EZ style connectors, eliminates virtually all the performance variables associated with the cable-connector attachment.



The CST-600 (3192-052) all-in-one combination prep tool is more affordable and holds much more value than the ST-600-EZ and ST-600C prep tools.

For more information on Times Microwave products, please contact your Talley experts at (800)949-7079 or visit us at [www.talleycom.com](http://www.talleycom.com).

## Manufacturers

Adtran	Cielo	DragonWave	ICT	Newmar	RF Industries	Telewave
Andrew	CommScope	DuraComm	JPS	ODM	RFS- Celwave	thermOweld
• DECIBEL PRODUCTS	Copper B-Line	Emerging Power	Kathrein-Scala	PCTEL	ROHN	Times Microwave
• MTS	Corning Cable Systems	EMR	Laird Technologies	Panavise	Roxtec	TJ Cope Inc.
Anritsu	CPI	Ericsson	Larsen	PolyPhaser	Samlex	Transector
Astron	Comtelco	Eupen	Lyncole	RAD Data	Sinclair	TPL Communications
Belden	DBI SALA	Exalt	MECA Electronics	Radiowaves	Solar World	Uniden
Bird Electronic	DDB Unlimited	GAI-Tronics	Megger	Redline Communications	Spotwave	
BridgeWave Communications	Digital Antenna	Gamber-Johnson	Mobile Mark	Republic Wire	STI-CO	
Cellular Specialties						

800.949.7079

**TALLEY**  
You Connect the World. We Make it Easy.

## Bud Industries Lightweight Rack Solution

Bud Industries provides the perfect lightweight solution to your 19" racking requirements with its ARR-1272 series of aluminum relay racks.



Perfect for installations where easy access to components is a top priority, these sturdy racks have many great features. Made from strong durable and corrosion resistant aluminum extrusions, they come with panel mounting holes that are #12-24 tapped on EIA spacing both in the front and in the rear. Their 19" x 77" panel space provides significant mounting space for all of your 19" mount components.

The rack is easy to assemble with only one person since it weighs only 37 pounds and comes in your choice of natural finish (NF) or black textured powder coat (BT). If you need a shorter version, a 42" is also available. Talley can help you complete your project by providing many accessories including shelves, brackets, power strips and so much more.


For more information on Bud Industries products, speak to a Talley expert today and see how we can help you.

Part #	Panel Space	Overall Height	Finish
ARR-1272-NF	77" x 19"	84"	Natural
ARR-1272-BT	77" x 19"	84"	Black

## TALLEY ISO 9001:2008



We are very proud to have met these standards and will strive to continue to improve in all areas of our company to retain our registration through the annual ISO review process.



## Larsen's GPS Combi Whip Antennas

Larsen is proud to offer a complete line of GPS antennas, including VHF/GPS, UHF/GPS and Cellular/GPS dual band combi whips. Larsen combi whip antennas (GPSCW) have a GPS active module and operate at 5 V DC. The GPSCW series are direct mount antennas requiring a 5/8" hole and include die cut double-sided tape for secure mounting directly to the vehicle's surface.

The GPSCW1502 covers 136-174/1575.42 MHz and have a whip length of 22". The GPSCW4501 and GPSCW4502 cover 406-512/1575.42 MHz with a whip length of 6.25". The VHF/GPS and UHF/GPS antennas have a gain of 2.14 dBi (LNA gain 26 ± 2 dB), VSWR of 2:1 and come with 16' of RG-174 and a variety of connector options. The base is a 2" by 2.3" elliptical shape (0.7" tall). Larsen also offers a line of GPSCW antennas (GPSCW3E series) in 800 MHz and 900 MHz versions.

The GPSCW3E series provides superior cellular performance with an active GPS module for an outstanding dual band antenna. Gain for these antennas is 5 dBi/5 dBic (LNA gain 26 ± 2 dB) and the whip is a maximum length of 12".



Larsen Antennas offers a complete line of GPS antennas designed for asset tracking and AVL applications. These antennas are intended for use in trucking, commercial fleet, utility, public safety, search and rescue, GIS and survey and mapping markets.



# WHY NATE?

NATE has something for **EVERYONE** in the tower industry.

**Tower Erectors  
and Climbers**

**Tower Owners  
and Operators**

**Manufacturers  
and Distributors**

**Construction Management  
Firms and General Contractors**

**Engineers, Safety Trainers, Consultants,  
Legal Counsel, and Insurance Carriers**

*Safety & Education*

*Partnership with OSHA*

*Annual Conference  
& Exposition*

*Access to key players in  
the tower industry*

*Standards*

*Training*



*Tower Times magazine*

*Networking*

*Strong voice in  
Washington, D.C.*

*Legal counsel*

*NATE membership list*

*Opportunities to feature  
your products/services*

**[www.natehome.com](http://www.natehome.com)**



**The only  
broadband wireless  
solution to achieve  
FIPS 140-2  
certification.**

**redline<sup>®</sup>**  
communications

**TALLEY<sup>®</sup>**  
You Connect the World. We Make it Easy.

Learn more at [www.talleycom.com](http://www.talleycom.com) or call (800)949-7079

## The Right Cable, the Right Mobile Application

Today there are more coaxial cable types available than ever before. What cable do you need? The RG174, RG58, LMR-xxx, RG8X, ProFlex, stranded or solid?

Back in the early days of mobile radio there was RG58. The mobile mount was a "black ball" where you separated the center conductor from the shield and fed through the center. If it got wet, the copper would turn green and your connection would be ruined.

Back in the late '60's, the NMO style mount was developed by Larsen for Motorola. Motorola's part numbers started with TAD or TAE and sometimes this mount was referred to as a TAD/TAE mount. Today it is known as an "NMO" mount.



This style mount came closer to a true 50ohm connection. Today, many manufacturers have improved upon this mount to make it a true 50 ohm mount, which allows for better operation at higher frequencies.



*Continue on  
Page 6*



## Andrew's ValuLine<sup>®</sup> Microwave Antenna

Technological advances facilitating reliable high-capacity data rates are allowing wireless backhaul to maintain its position as a competitive alternative to fiber in mobile radio access networks (RANs). The traditional strengths of very short deployment times, reliability and flexibility have been complimented by improvements in spectrum efficiency and the introduction of scalable IP/Ethernet radio, adaptive modulation and cross-polar interference cancellers (XPICs).

Additional frequency spectrum in the millimeter wave bands is now also available. Andrew Solutions has continued to expand its portfolio of ValuLine™ microwave and millimeter wave antennas and associated components to further enhance the value proposition of wireless backhaul.

Andrew Solutions' engineers are working closely with the major radio OEMs to design a new generation of integrated products - Andrew's ValuLine™ antennas. Sleeker profiles are helping to minimize landed costs by reducing the transportation footprint. Through using high-efficiency, smaller diameter antennas, system operators are able to reduce tower loading and the cost of tower leasing. Andrew Solutions work with radio OEMs has also yielded integrated radio/antenna packages that accommodate dual-polarized operation, enabling networks to double their channel capacity without adding spectrum leasing costs. Andrew Solutions patent pending waveguide packaging ensures that the total integrated assembly does not adversely impact the RF characteristics.

Andrew Solutions' engineers are using similar technology to make protected (1+1) assemblies which are readily scalable to multi-channel or protected dual polarized systems. High capacity, next generation radios integrated with Andrew ValuLine™ antennas represent the next step in the evolution of the wireless mobile backhaul network.



## Remote Power Monitoring and Spectrum Analysis!



**TALLEY**  
(800)949-7079

**Bird® Technologies Group** offers two exciting products for Remote Monitoring your broadcast system.

**BROADCAST POWER MONITOR:**  
Display analog ,digital power and VSWR.

**RACK MOUNT SIGNALHAWK:**  
Analyze the spectrum from any computer on the internet.

 **YOU'RE HEARD, LOUD AND CLEAR.**

## CAXT Cables Built to Your Order

Don't get caught short on your custom cable needs.

Talley builds Custom RF Cable assemblies for all your requirements. You provide the design parameters and we will build and test your assemblies to your specification. Need off the shelf cables? We've got that covered also.



Talley employs a staff of certified installers who utilize precision equipment in our ISO 9001:2008 certified production operation. Need your assemblies tested? Have special labeling requirements? Not a problem. Our professional staff will guarantee your assemblies are done to your exact specifications.

How about 24/7 assembly configuration? Use our online CAXT Wizard to configure and to order your custom assemblies. Talley's online cable configurator allows you to select the cable type needed and then it will supply you a list of connectors that are specific to that cable. Just point, click and buy.

Any way you choose to approach it, Talley has your solution. "You Connect the World. We Make it Easy." For more information on CAXT Custom RF Cables, please contact your Talley experts at 800.949.7079 or visit us at [www.talleycom.com](http://www.talleycom.com).

## Mobile Mark's Covert Antennas

With these covert antennas, no one will know the vehicle has a wireless connection.

Mobile Mark's Covert Antennas are convenient solutions for wireless users looking to camouflage their use of a wireless radio or GPS Tracking System. Mobile Mark has recently introduced two new solutions: the CLP Series Covert License Plate Antenna and the CVW Series Covert Wideband Antenna.

The patented CLP Series License Plate Frame Antenna from Mobile Mark accommodates multiple antennas in one package by hiding the antenna elements inside the plastic frame itself.




The car or truck can have GPS for tracking, WiFi or WiMAX for networking and Cellular channels for Voice or Data communications. This disguised antenna is particularly beneficial for undercover and discreet security applications.

The new CVW Series Covert Wideband Antenna combines two applications at a time: GPS on one cable and any one of several wireless data applications on the other cable.

The CVW Series Wideband Covert Antennas stands out from other Mobile Mark Covert Antenna Series in that it is extremely broadbanded and covers worldwide cellular bands from 800-960 MHz and 1700-2200 MHz, including UMTS and AWS. It has excellent performance characteristics and performs well across the entire band. The slim-line CVW antenna can fit in to just about any setting. The complete antenna measures only 5.5" x 1.6" x 0.7" (14 cm x 4 cm x 2 cm).

Both the CLP Series and the CVW Series will withstand harsh environments. The antennas meet industry and military shock and vibration standards: EN61373:1999, IEEE1478-2001, MIL-STD-810G and water ingress rating of IPx7 for the CLP and IPx5 for the CVW.



For more information on Mobile Mark products, please contact your Talley expert at 800.949.7079 or visit us at [www.talleycom.com](http://www.talleycom.com).

### Indoor Public Safety Coverage



CSI specializes in the development of high quality active and passive in-building products that extend indoor public safety coverage and ensure connectivity for critical communications. The CSI product line includes bi-directional amplifiers, digital repeaters, in-line boosters, antennas and system components.

**NEW! Public Safety Signal Booster**

The **CSI-TS1080-SP78** features dual SMR 800 MHz adjustable sub-bands, a compact NEMA Type 4 enclosure that meets NFPA regulations, and user friendly technology at an affordable cost. Product highlights include:

- 80 dB gain
- Frequency: 763-775/851-861; 866-869 MHz & 793-805/806-816; 821-824 MHz
- +27 dBm composite output power (linear)
- Sharp SAW filtering reduces interference from competing signals

**TALLEY CSI**  
The Connect the World. We Make it Easy.

For CSI product information contact your Talley representative!

# Master the spectrum and master your budget.

Advanced interference analysis and signal analyzer capabilities are what separate Spectrum Master from everything else in the field.

Spectrum Master MS2712E/MS2713E handheld spectrum analyzers feature all the tools you need to locate the frequency as well as map the source of interfering signals.



MS2712/13E  
Spectrum Master Compact  
Handheld Spectrum Analyzer  
Showing Interference Mapping

Learn more at [www.Talleycom.com](http://www.Talleycom.com) or call 1-800-949-7079

©2010 Anritsu Company

**TALLEY**  
You Connect the World. We Make it Easy.

## The Right Cable, the Right Mobile Application

*Continue from Page 4*

A good RG58 cable works well for Lo-Band, VHF and UHF frequencies. As you move to 700/800 and higher frequencies, the loss of the cable increases to levels where it makes sense to look for cables with better loss characteristics. Back in the '70's, a new cable was introduced to the market. However, this was not used for 700/800 MHz, but because CB'ers wanted every ounce of power to the antenna. RG8X made a big splash. When 800 MHz came along, it was used for that band because it had lower loss than RG58. In the '80's as cellular came along, a new cable called "ProFlex" was developed.

This was the same size as RG8X, but had a solid center conductor.




Stranded vs. Solid center conductor: Solid conduct is easier to install connectors on.

Stranded is better for high vibration installations (big trucks, etc.)



*Continue on Page 9*



## How to Choose a Product for Your Wireless Application

When choosing a product solution for your wireless application, there are so many solutions on the market today it can be confusing to know which one is best for your needs. Here are a few tips to help you choose the product that will not only get the job done, but help you sleep at night knowing you made the best decision possible.

### What are you transporting?

- Data
- Voice
- Video
- Combinations of the above

Knowing what media you are transporting and in most cases how much of each different type of media, will impact the amount of bandwidth you will need.

### Is latency of paramount concern for your media type?

High definition video, audio and some data applications require a low latency (how FAST the data moves between wireless links) connection.

### Where are you transporting this information?

- Between two points (Point-to-Point)
- Between 1 main site and multiple remote sites (Point-to-Multipoint)
- Between Multiple Sites (Multipoint Mesh)
- Fixed Base to Mobile
- Mobile to Mobile



*Continue on Page 11*

## ICT's New Intelligent DC Distribution Panels

Innovative Circuit Technology Ltd. (ICT) has introduced a new line of DC load distribution panels that offer unparalleled performance and innovation for wireless customers at very attractive price points. The new ICT DC Distribution Series address issues that customers and contractors face when installing load distribution panels, including limited rack space, not enough output contacts, low system current rating and location of fuses. They also indicated a desire for a more standard and seamless approach to remote system monitoring. Each of the new Distribution Series models is 1RU high and feature a total of 12 output contacts. The 12VDC and 24VDC models feature nine ATO style fused outputs rated at up to 25 amps each and three Maxi style fused outputs rated at up to 40 amps each. Each panel is rated at 180 amp system current. All models have the fuses located on the front panel with enunciators and alarm output contacts.



There are three new models. The ICT Standard Distribution Panel and ICT Intelligent Distribution Panel are designed for use in 12VDC and 24VDC applications. The Intelligent model includes built-in ethernet communications to allow for comprehensive remote monitoring of several conditions: system voltage, system current, fuse status and current draw rating by individual output. The ICT Broadband Distribution Panel includes all of the features of the Intelligent model but is designed for negative 48VDC applications. It uses 12 GMT fuses rated at 15 amps each.

The new ICT Distribution Series Panels are available now and carry a new three-year warranty. For more information on ICT products, contact your Talley experts at 800.949.7079 or visit us at [www.talleycom.com](http://www.talleycom.com).

## Talley's Just a Click Away

Looking for a specific manufacturer or part number? Browse Talley's extensive inventory of the top manufactured products in the wireless industry without leaving your PC.

Easy to use search engines allow you to filter your search request by part number, description or manufacturer. Log on and check status of pending orders, obtain tracking for orders shipping and complete the process with the ability to print invoices. Use the export option to share your quotes with colleagues via email. Research is easy to do on the website. Just use the search engine to locate the product you require and download specification sheets right from the product details page.



With live stock checks and pricing you will always get the most accurate information before you place your order. For your convenience and a faster process we have included a few new features:

- Importing Favorites: Import your entire bill of materials for easier ordering.
- Quick Order Entry Form: Enter your part numbers for a faster checkout. No search, no fuss.
- Product Comparison: Choose up to four like products and compare specifications.

If you would like your personal tour of our shopping site, e-mail us at [sales@talleycom.com](mailto:sales@talleycom.com). For further information please contact your Talley experts or visit us at [www.talleycom.com](http://www.talleycom.com).



Broadband Communications

LMR/  
Public Safety

Military

SCADA



### APPLICATION-FOCUSED ANTENNA SOLUTIONS

PCTEL provides high performance antennas for precise operation, maximum durability, and ease of installation for applications in:

- Broadband Access
- Public Safety
- Military
- SCADA
- GPS/Satcom



A LEADING PROVIDER OF HIGH PERFORMANCE ANTENNAS

**TALLEY**

For more information, call Talley at 800.949.7079



## RF's 7-16 DIN's Interface

Technicians in the cellular, PCS, GPS and digital communications fields are finding more applications requiring 7-16 DIN connectors and adapters.

For cellular communication use, the 7-16 DIN interface offers technical advantages over the N, TNC or SMA coaxial interfaces.

Capable of carrying high power at high frequencies, the 7-16 DINs are larger and more precise, offering stable electrical and mechanical connections with tighter tolerances and improved VSWR performance.

The RFA-4013 7-16 DIN adapter kit provides convenient means for bridging type N devices to 7-16 DIN interfaces on the test-bench and in the field. Adapters in this kit are made of machined brass and feature Teflon® insulation and silver plated contacts and bodies for minimal intermodulation distortion generation.

This foam lined, zippered kit contains six adapters: RFD-1652-2 (7-16 DIN Male to 7-16 DIN Female R/A adapter); RFD-1653-2 (7-16 DIN Female to 7-16 DIN Female barrel adapter); RFD-1670-2 (7-16 DIN Male to N Male adapter); RFD-1671-2 (7-16 DIN Male to N Female adapter); RFD-1672-2 (7-16 DIN Female to N Male adapter); and RFD-1673-2 (7-16 DIN Female to N Female adapter).



RF Connectors, a division of RF Industries, designs and manufactures a complete line of coaxial connectors, ranging from the very small MHF to the much larger 7-16 DIN interfaces. In addition, RF Connectors supplies kits for use in the field or labs.



If you have any questions on the complete line of RF's coaxial connectors or the kit package listed above, contact your Talley experts at 800.949.7079 or visit us online at [www.talley.com](http://www.talley.com).



# Why Suffer?

The Unidapt™  
Universal Adapter System

- Any Adapter
- Any Place
- Any Time

Model RFA4024 shown. Others available.

**TALLEY**  
The Connector For World. The Master of Time.

**RF connectors**  
Division of RF Industries

Call Talley at 800.949.7079

PART OF THE HELIAX® 2.0 TRANSMISSION LINE SYSTEM

# FXL

ALUMINUM CABLE

## The Right Cable, the Right Mobile Application

*Continue from Page 6*

Foam vs. Teflon®: This difference comes down to environment. Foam is less expensive and easier to work with. However, in a high temperature installation, you need to use a cable with a Teflon® dielectric. High temperatures exist in the engine compartment and along engine exhaust runs.

High Frequency: Today in mobile installations, traditional two-way radios aren't the only ones being used, GPS, Wi-Fi, 4.9GHz for a myriad of applications. New NMO style connectors are being used that hold the 50ohm impedance much better than the older style NMO. The drawback to many of these new mounts is they are manufacturer specific, so when you are designing a system and picking the products, remember to match, not mix-and-match.



Talley stocks all the major manufacturers of mobile antenna products. For your convenience, visit us online or contact your Talley sales associate directly at 800.949.7079.

## PolyPhaser's Touches on PIM



What does PIM mean? PIM stands for Passive Intermodulation, which is an undesired effect that is typically caused by non-linear mixing of two or more frequencies in passive devices like cables and connectors. PIM causes "noise" that can interfere with RF signal reception and lead to dropped calls or channels that are believed to be occupied and not being used by the base station resulting in loss of air time and revenue.

Certain physical phenomena cause passive components to become mixers, modulators and frequency multipliers. Among those are loose metal to metal contacts, use of ferromagnetic materials, contaminations, surface oxides, insufficient thickness of plated metal or contacts between dissimilar metals.

Ensuring low PIM becomes especially relevant when intermodulated products fall into the receiving band, one antenna is shared by two or more transmitters or the receiver sensitivity is very high. At times, intermodulation products from a nearby competitor's site can become a source of interference as well. Since PIM products typically increase significantly as the average transmit power level increases, PIM interference can become a considerable problem when the base station is fully loaded. Leading the market with its proprietary coaxial RF surge protection, PolyPhaser, part of the Protection Technology Group, has developed several high-performance ultra low PIM products enabling carriers to further optimize their networks.




## Achieve New Heights in Network Capacity and Quality

with Innovative Antenna Technologies from Andrew Solutions

When it comes to your toughest network challenges, things are really looking up. From the smartest base station antennas to the most compact microwave backhaul systems, Andrew has industry-leading solutions that will take your network capacity and communication quality to the next level.

Our antennas deliver crisper, clearer call quality and more robust data—when and where you need it. They also lower your total cost of ownership. So you can achieve more with your network—today and tomorrow.

At Andrew Solutions, we have a passion for bringing you the world's most evolved antenna technologies. We're always gaining on the future.



Order by phone or online 24/7 from Talley.

**TALLEY**  
(800) 949-7079





**BridgeWave**  
COMMUNICATIONS



60 GHz



80 GHz



FlexPort®

### FIBER-EQUIVALENT BACKBONE WITH BRIDGEWAVE'S HIGH-PERFORMANCE WIRELESS SOLUTIONS:

- High Capacity – full-rate, full-duplex GigE throughput
- Reliability – carrier-class 99.999% availability
- Security – highly-focused narrow “pencil-beam” antennas
- Encryption – internal FIPS-certified 256-bit AES (optional)
- Privacy – dedicated connectivity between buildings
- Scalability – 100 Mbps to GigE rates, TDM+IP, easily upgradeable
- Cost – eliminate recurring leased line costs
- Installation – simple installation in days, not weeks as with fiber
- Distance – up to 5 miles
- Unlicensed (60 GHz) and lightly licensed (80 GHz) bands

**TALLEY**  
You Connect the World. We Make it Easy.

(800) 949-7079



**TALLEY?**  
TRIVIA



## Amphenol Connex's N-Type Coaxial Connector

A structure that is intended to radiate electromagnetic waves into or collect electromagnetic energy from space?

- A. Diplexer      C. Kuband  
B. Antenna        D. Isolator

The first 20 correct answers will receive a free Talley gift. See the next issue of the Talley Sheet for the answer to the above question. Please submit your answer via e-mail to sales@talleycom.com. The correct answer for Talley Trivia Q3 was: C - Isolator

[www.talleycom.com/store](http://www.talleycom.com/store)


**FREE COOLERS.** You heard right! Talley is offering free coolers with your online product purchase of \$350 or more.



To qualify be sure to enter promotion code MLR0810 before you check out.



The online store is a great place for product research, spec comparisons, view invoices and of course place your orders in minutes.



Amphenol Connex's N-Type coaxial connector is fully intermateable and interchangeable with N type connectors made to the MIL-C-39012 specification, and is designed for use in all systems where strong electrical and mechanical performance is critical. To help combat the passive inter-modulation (“PIM”), a distortion that is a major concern in many wireless systems, Amphenol Connex's N-Type connectors feature white bronze (“Nexcote”) plating. Nexcote is nickel-free and meets low PIM requirements without tarnishing like silver plating. Nexcote is very similar in composition and performance to all other tri-metal (copper-tin-zinc) alloys in the industry.

Amphenol Connex's N type connectors operate up to 11 GHz and have a nominal impedance of 50 ohms. Common applications include connections for externally mounted antennas on base stations, microwave and backhaul radios, instrumentation and satellite communications.

Amphenol Connex offers a large range of cable-mount N-Type connectors in both the male and female genders for all popular coaxial cable types, including flexible, conformable and semi-rigid cables. Male connectors feature a gasket in the mating face that ensures an IP67 sealing level in the mated condition. Most of the plugs are also available with either a knurled, hex or hybrid (knurl/hex combination) type coupling nut. Also available are male and female connectors in bulkhead, 2-hole and 4-hole flange type mounting configurations, as well as printed circuit board mount options in right angle, vertical and edge mount termination styles. In addition to connectors, a full range of in-series (N type to N type) and between series adapters are available. All gender conversion options are available, as well as a wide variety of reverse-polarized (“RP”) options.

Amphenol Connex is a connector supplier dedicated to the design and manufacture of high quality RF connectors, cable assemblies and coaxial adapters. Services include same-day sample shipments, engineering and application assistance and the development of custom products for customer specified designs. All products are manufactured in ISO certified facilities and all standard products are RoHS and REACH compliant.



800.949.7079

**TALLEY**  
You Connect the World. We Make it Easy.

# How to Choose a Product for Your Wireless Application

Continued from Page 6

Point to point, point to multi-point and mesh systems fit into specific applications and have unique benefits, depending on the solution you need.

## Do you need licensed (full or pseudo licensed) or unlicensed radios?

- Crowded RF spectrum can create communication bottlenecks in both licensed and unlicensed bands.
- Unlicensed is good for lower bandwidth, shorter range, rural applications and temporary links.
- Licensed wireless links are good for high reliability, low interference, long range, and urban areas where unlicensed bands are overcrowded.
- Pseudo licensing, such as in WiMax 3.65 GHz bands are a good alternative to full licensing in some areas where spectrum is available.

Choosing the correct frequency band to operate in can be the difference between five nines reliability and a very problematic link, regardless of the chosen vendor.

## What interfaces do you require?

- TDM (T1, DS3, OC3)
- 10/100 Fast Ethernet
- 10/100/1000 GigE Ethernet
- TDM + Ethernet (Hybrid systems)

The hardware the wireless radio connects to at each end will determine the required interface. It is very common today to see hybrid systems that combine Ethernet and TDM technology to provide backwards compatible TDM support. In addition to providing an interface to today's high demand IP infrastructure via Ethernet.

## How far apart are your sites you are trying to connect?

- Distance
- Terrain
- Available Structures to install equipment on

The distance between links is important, but even more important is what the terrain is between those points. Hilly or mountainous terrain, flat arid desert and water all present unique challenges to engineering a proper link that will be reliable. You cannot change physics, so instead you engineer around them.

## How reliable do you want your link?

- 99.999% - The five nines, or better?
- 2+0 vs. 1+1
- Spatial Diversity
- MIMO
- Redundant links vs. sparing

Determining the critical needs of your network is very important in selecting the correct products in the beginning. It is typically costly to try and improve the system AFTER it is installed. For redundancy in a link, it is often recommended to buy spares. However, this will only reduce the down time by not having to purchase additional product during an outage and wait on lead times to receive it.

A better solution might be to install the spare and run it as a 2+0 system. Notice I didn't say 1+1. With a 2+0, you have twice the capacity, with a failover back to 1+0, the original engineered bandwidth requirement. In both the 1+1 and 2+0 system, the radio links are powered up and live, so if you are using MTBF hours anyway, you might as well get the capacity out of it.

The redundancy of the link doesn't change. Spatial diversity (adding another antenna on the receive side) and MIMO (multiple in, multiple out) is an inexpensive way to increase distance, capacity and reliability in your wireless links so you get more out of them with less down time. Call Talley today and let us help you find the product solution that best fits your broadband wireless application. We are the experts and our knowledge is only a phone call away.



## RUGGED & RELIABLE

MADE IN THE USA FOR 50 YEARS!

M\*E\*C\*A\* - MICROWAVE ELECTRONIC COMPONENTS OF AMERICA



- ✦ Aviation
- ✦ Earth Station
- ✦ Instrumentation
- ✦ L, S, C, X, and Ku Bands

- ✦ Microwave Radio
- ✦ Mobile Satellite
- ✦ Radar
- ✦ Telemetry

MOST MODELS AVAILABLE FROM STOCK - 4 WEEKS ARO

<p><b>POWER DIVIDERS/COMBINERS</b></p>  <p>2-way through 16-way in N, SMA, BNC, TNC and 7/16 DIN connector styles from 0.4 to 18.0 GHz.</p>	<p><b>ATTENUATORS</b></p>  <p>Most available in 1 dB increments from 0 - 40dB. Power ratings from 2 to 150 Watts.</p>	<p><b>RF LOADS</b></p>  <p>Power ratings from 1 to 500 watts and frequency ranges up to 18 GHz.</p>	<p><b>DIRECTIONAL &amp; HYBRID COUPLERS</b></p>  <p>Average power handling from 50W to 1kW. Standard coupling values of 3, 6, 10, 20, 30 and 40 dB.</p>
<p><b>DC BLOCKS</b></p>  <p>Available in N, BNC, TNC, SMA &amp; 7/16 DIN configurations. Power ratings to 500 watts (2.5 kW peak).</p>	<p><b>INTEGRATED ASSEMBLIES</b></p>  <p>Let MECA create an integrated assembly with any of our standard RF/Microwave products on 19" panels, shelves or enclosures.</p>	<p><b>BIAS TEES</b></p>  <p>Covering bands from 0.5 - 2.5 GHz and 0.7 to 2.7 GHz in 7/16 DIN, SMA, N, BNC &amp; TNC configurations with RF power ratings to 300 watts (3 kW peak).</p>	<p><b>CIRCULATORS &amp; ISOLATORS</b></p>  <p>In both N &amp; SMA-Female connectors with average power ratings from 2 to 250 watts. "Popular" frequency bands between 0.7 - 18.0 GHz.</p>





To learn more about MECA products, please call Talley.  
**(800) 949-7079**



# TALLEY

12976 Sandoval Street  
Santa Fe Springs, CA 90670  
Return Service Requested

PRSR STD  
U.S. POSTAGE  
**PAID**  
PERMIT #6563  
SLC UT 84115

## Andrew Connector Classes 2011 Sign Up TODAY!

January 25, 2011	Salt Lake City	March 1, 2011	Seattle	June 21, 2011	Los Angeles
January 27, 2011	Syracuse	March 31, 2011	Houston	July 26, 2011	Dallas
February 2, 2011	Kansas City	April 6, 2011	Phoenix	August 2, 2011	Las Vegas
February 10, 2011	Portland	April 20, 2011	New Jersey	September 22, 2011	Minneapolis
February 15, 2011	Los Angeles	May 3, 2011	Sacramento	September 29, 2011	St. Louis
February 15, 2011	Denver	May 24, 2011	San Diego		

To enroll contact Kenny Ng at 800.949.7079 or email [kng@talleycom.com](mailto:kng@talleycom.com)

# TALLEY

800.949.7079

<b>Dallas</b> 1815 Monetary Lane, Suite 150 Carrollton, TX 75006 Phone: 972.245.3100	<b>Kansas City</b> 19935 W. 157th St. Olathe, KS 66062 Phone: 913.492.6212	<b>Los Angeles- Corporate</b> 12976 Sandoval St. Santa Fe Springs, CA 90670 Phone: 562.906.8000	<b>New York</b> 275 Veterans Blvd. Rutherford, NJ 07070 Phone: 201.460.7501	<b>Phoenix</b> 2640 North 37th Ave. Phoenix, AZ 85009 Phone: 602.353.8200	<b>Sacramento</b> 11288 Pyrites Way Gold River, CA 95670 Phone: 916.273.1300	<b>Seattle</b> 1620 Industry Drive S.W., Suite C Auburn, WA 98001 Phone: 253.333.7100
<b>sales@talleycom.com</b>			<b>www.talleycom.com</b>		<b>Fax 800.530.8821</b>	



If you have any questions or comments about the Talley Sheet please call or write:

Talley Sheet  
Editor: Alex Caicedo  
[acaicedo@talleycom.com](mailto:acaicedo@talleycom.com)  
12976 Sandoval Street  
Santa Fe Springs, CA 90670  
800.949.7079

© 2010 Talley Inc.

## Trade Shows

November 1-3	MILCOM 2010	San Jose, CA
December 17	NAPCO 2010	San Ramon, CA
February 21-24	NATE 2011	Oklahoma City, OK
March 9-11	IWCE 2011	Las Vegas, NV
March 22-24	CTIA 2011	Orlando, FL

Talley will hit the road for more than 20 trade shows in 2010. For an updated list of trade shows that Talley will be exhibiting in, simply log on to our website at [www.talleycom.com](http://www.talleycom.com) and click on the "News & Events" tab on our website.

If we are able to provide free or discounted show passes they will be posted here as well. We hope to be in a city near you soon!

